



SYN-TECH CHEM.&PHARM.CO.,LTD

Industry Forum

Chen-Ming, Hsiao
Chairman

16 May 2024

 生泰合成工業公司
SYN-TECH CHEM & PHARM CO., LTD

Stock Code : 1777



Safe Harbor Notice

In these presentations and discussions, there are certain forward looking statements regarding the results of operation, financial condition and current expectation about future events. As forward-looking statements relate to events and depend on circumstances in the future, they involve risk and uncertainty.

We do not undertake any obligation to publicly revise or update any forward looking statements for availability of new information, future events or otherwise. Real result probably differ substantially from those expected in these forward-looking statements.

Agenda

01

Company Brief Introduction

- Brief overall
- Main Products
- DMF Registration Status
- Official Audit Records

02


Business and Financial Statements

- Performance for operation

03

Strategy in the Future Development & forward-looking

- Future strategies and forward-looking

 生泰合成工業公司
SYN-TECH CHEM & PHARM CO., LTD

The background features a central photograph of several pieces of laboratory glassware, including Erlenmeyer flasks and beakers, some containing a reddish liquid. This image is overlaid with a large, dark red 'X' shape that divides the frame into four quadrants. The top-left and bottom-right quadrants are a darker shade of red, while the top-right and bottom-left quadrants are a lighter, cream-colored shade. The text 'Company Brief Introduction' is centered horizontally across the middle of the image, overlapping the 'X' and the glassware.

Company Brief Introduction

Brief Overall

● 1982, Nov. 9 established

- ❑ NT\$ 445,917,130
- ❑ C. M. Hsiao, Chairman
- ❑ 221 employees
- ❑ APIs
Animal Drugs
Excipient



● ISO

- ❑ ISO9001
- ❑ ISO14001
- ❑ ISO45001
- ❑ PIC/S GMP
- ❑ GDP



● Awards Record

- ❑ National Award in Medicine Quality
- ❑ National Award of Outstanding
- ❑ Research and Development Award in Pharmaceutical Technology
- ❑ National Innovation Award
- ❑ Industrial Sustainable Excellence Award
- ❑ Small and medium enterprise Innovation Award
- ❑ National Innovation Award renewal

● All-round development

- ❑ Manpower cultivation
- ❑ Business fields
- ❑ Infrastructure
- ❑ Cooperate with academic units
- ❑ Develop new drugs with other enterprises

Category of Main Products



Muscle Relaxants



Topical Anesthetic Agents



Excipient and Animal Drugs



Digestive System Drugs



Central Nervous System Drugs



Cardiovascular Agents



Respiratory System Drugs



Chemotherapeutic Drugs



**Non- Steroidal Anti- Inflammatory
Antipyretics and Analgesics**



Others

DMF/MF Registration Status in Various Countries

COUNTRY	DMF/MF (APIs)
U.S.A	19
Japan	20
Canada	3
Korea	6
European Union	7
China	3
Others	9

Official Audit Records

Name of the Regulatory Authority	1 st Audit year	Number / Audit
U.S.A FDA	1995	7
Taiwan FDA	2002	20
Korea FDA	2007	2
Hungary FDA	2008	1
Australia TGA	2009	2
Japan PMDA	2014	5
Mexico FDA	2015	1
EDQM	2016	1

Customer Audit Records

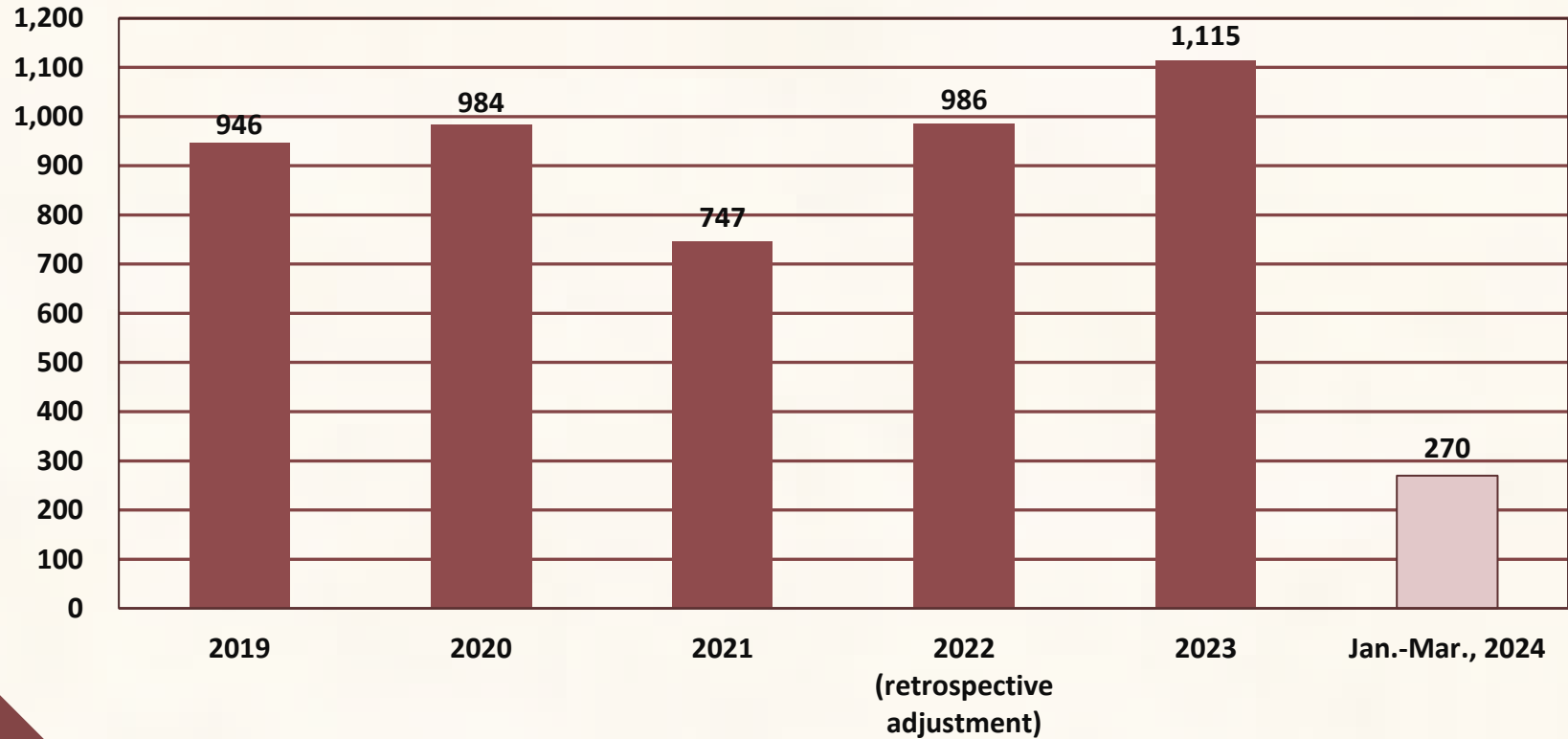
Audit year	Number / Audit
2019	25
2020	5
2021	7
2022	11
2023	35
Jan.- Apr., 2024	8

The background features a warm-toned photograph of laboratory glassware, including several Erlenmeyer flasks and beakers containing a reddish-brown liquid. This image is overlaid with large, dark maroon and light beige geometric shapes that create a dynamic, angular pattern. The text is centered over the maroon section.

Business and Financial Statements

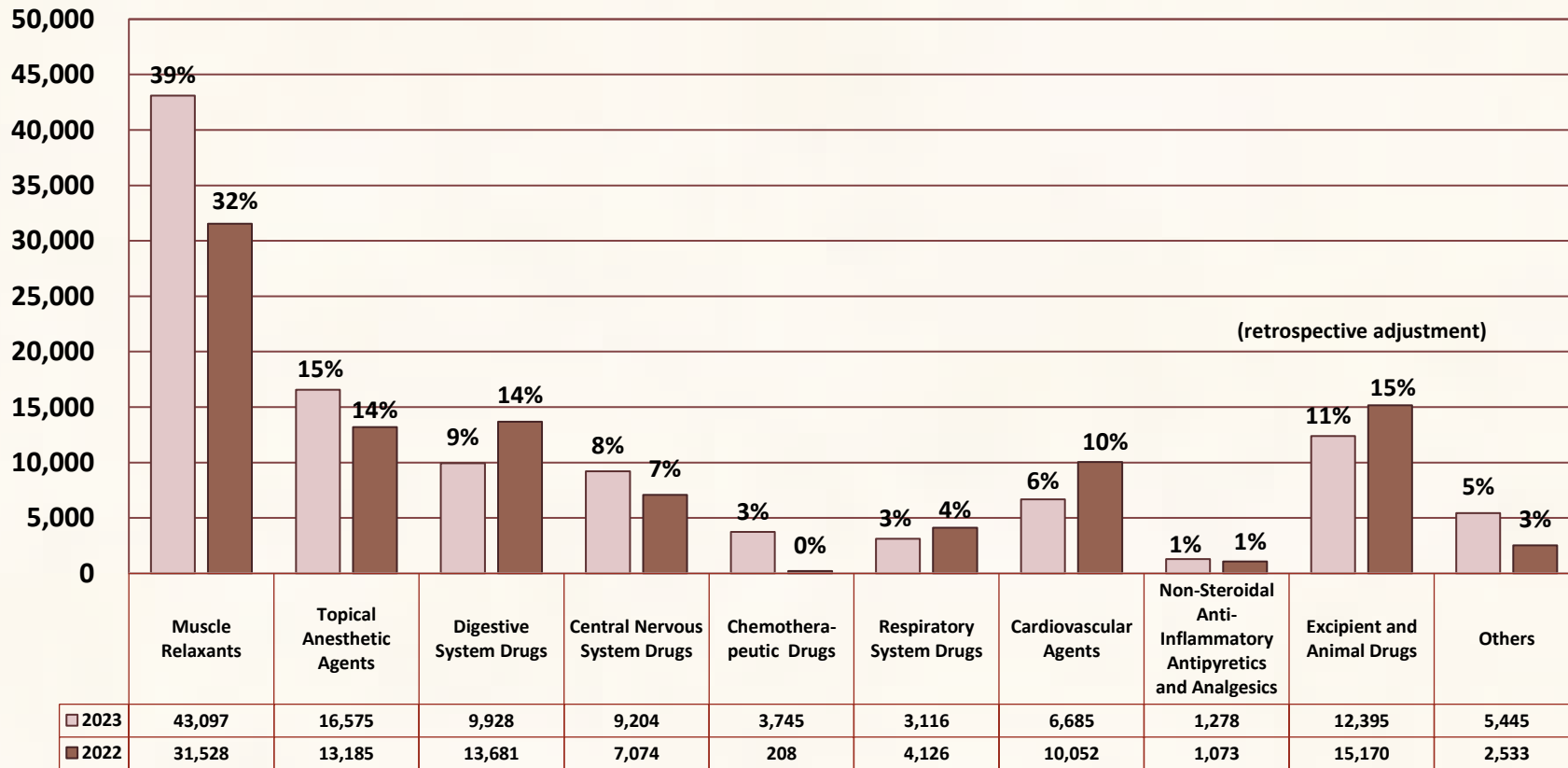
Revenue of Recent 5 Years

Unit: NT in million



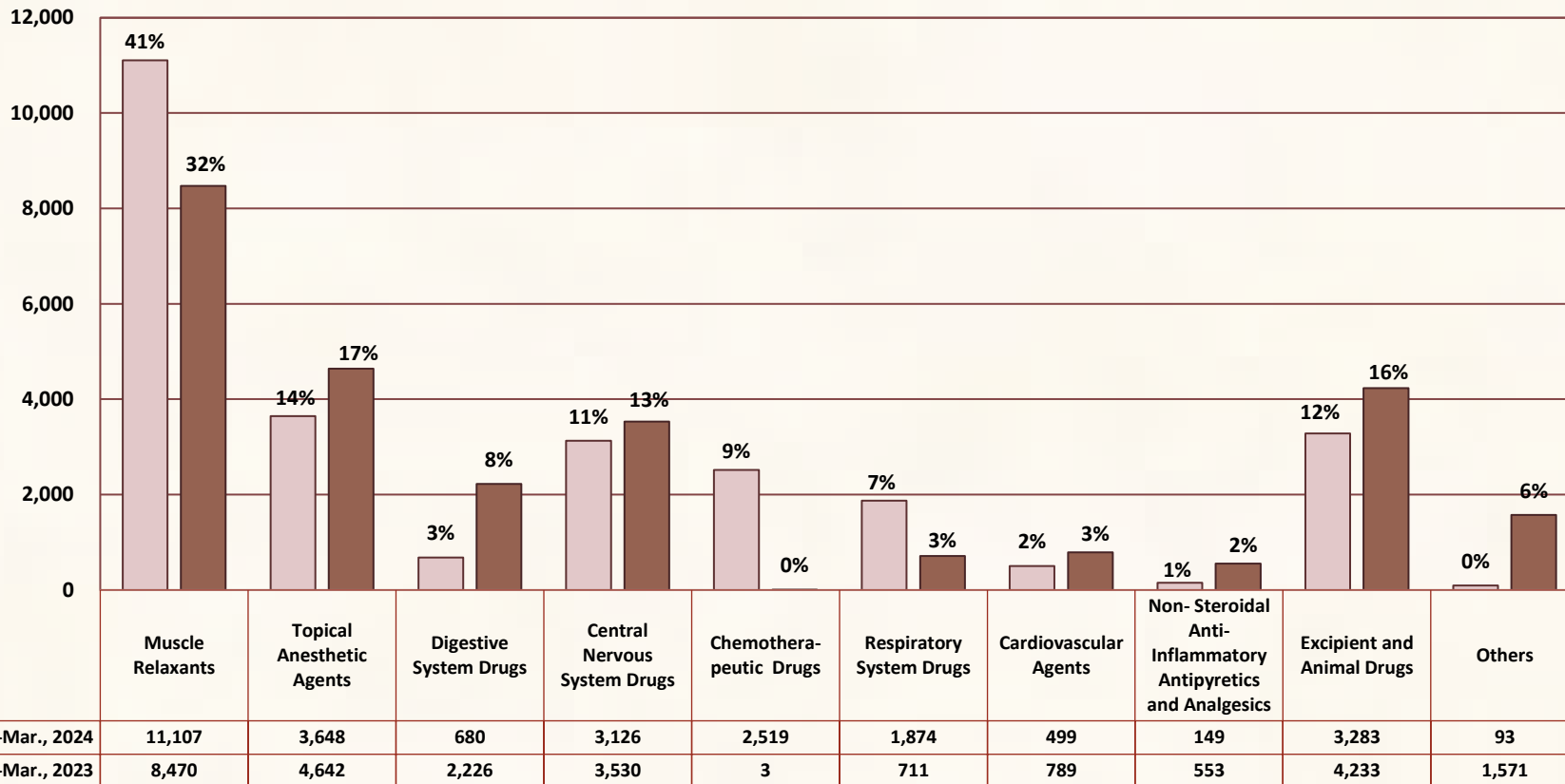
Product Category Revenue Proportion Between 2023 and 2022

Unit: NT in ten thousand

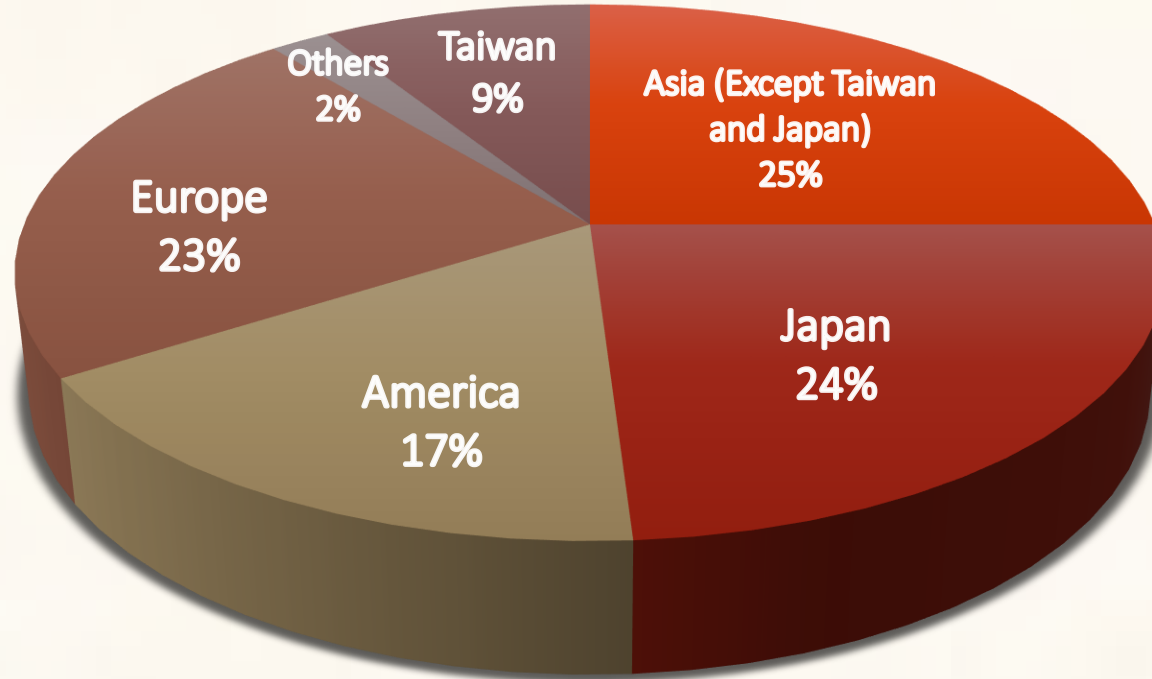


Product Category Revenue Proportion Between 2024 and 2023 Q1

Unit: NT in ten thousand

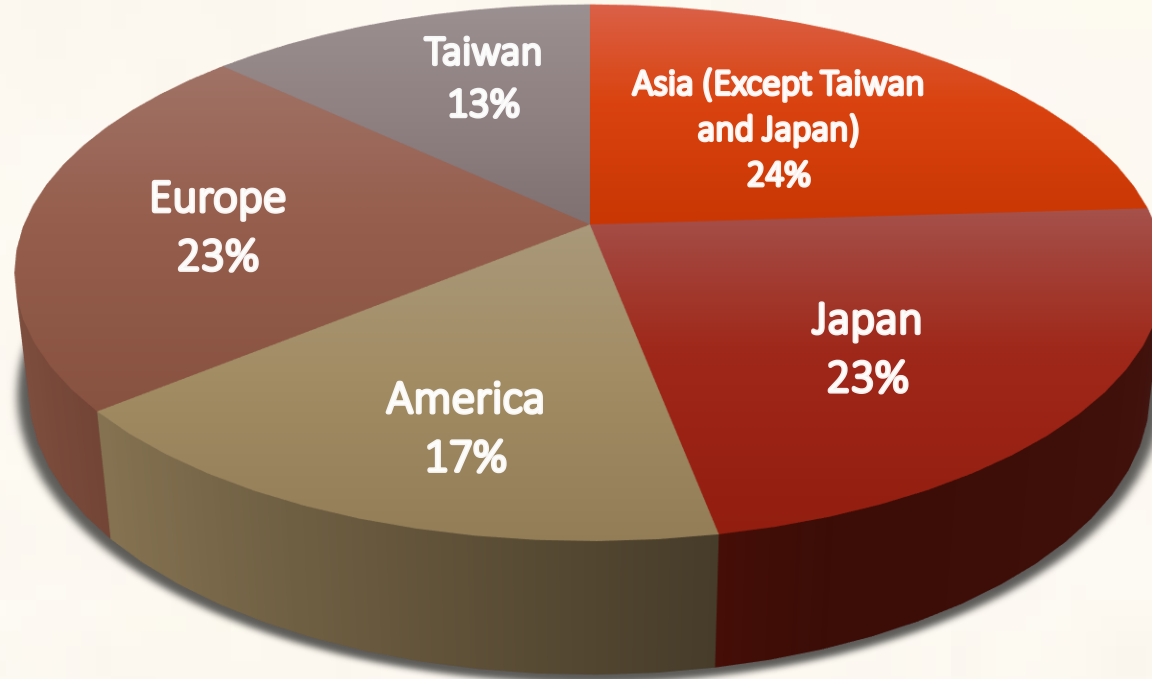


Sale proportion basis on the Area



■ Asia (Except Taiwan and Japan) ■ Japan ■ America ■ Europe ■ Others ■ Taiwan

Sale proportion basis on the Area



■ Asia (Except Taiwan and Japan) ■ Japan ■ America ■ Europe ■ Taiwan

Data collected form Jan.- Mar., 2024

Revenue Compared Between 2023 and 2022

Unit: NT in million

Item	2023	2022	Differences (%)
Operating revenue	1,115	986	13
Gross profit	410	368	11
Gross profit ratio (%)	37	37	0
Operating profit	282	238	18
Non-operating income and expenses	32	117	(73)
Profit before tax	314	355	(12)
Profit after tax	251	295	(15)
EPS (in dollar)	5.63	6.62	(15)

The Differences Between 2023 and 2022

➤ Revenue

- Due to the completion of the reconstruction of Plant D and C, production and sales have been gradually resumed. Plant B, which was originally used to support the production of other products, has gradually restored its original product production capacity and can inject revenue, resulting in growth in operating revenue.

➤ Profit

- Due to the gradual increase in production capacity after reconstruction and the growth in sales, operating profit increased. In addition, the depreciation of the NT dollar against the US dollar has slowed down, significantly reducing the currency exchange gains, resulting in a decrease in net profit for the year 2023.

Revenue Compared Between 2024 and 2023 Q1

Unit: NT in million

Item	Jan.- Mar., 2024	Jan.- Mar., 2023	Differences (%)
Operating revenue	270	267	1
Gross profit	105	111	(5)
Gross profit ratio (%)	39	42	(7)
Operating profit	75	81	(7)
Non-operating income and expenses	35	1	3400
Profit before tax	109	82	33
Profit after tax	87	66	33
EPS (in dollar)	1.96	1.47	33

The Differences Between 2024 and 2023 Q1

➤ Revenue

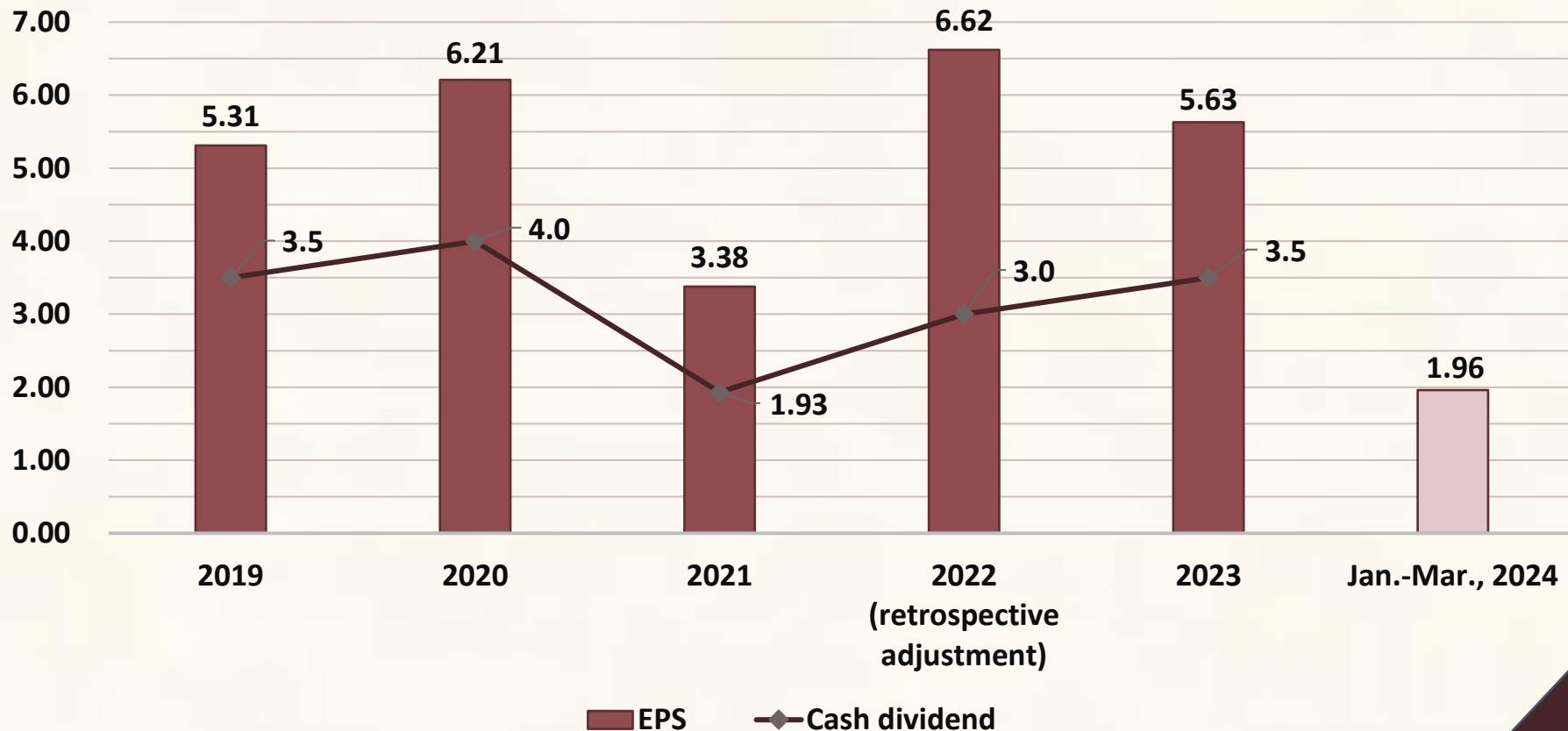
- Plant B, which was originally used to support the production of other products, has gradually restored its original product production capacity and integrated manpower to increase equipment utilization, resulting in an increase in production and revenue.

➤ Profit

- The gross profit ratio decreased due to changes in the composition of sales products, and the depreciation of the NT dollar against the US dollar significantly increased the currency exchange gains, resulting in an increase in net profit for the first quarter of 2024.

EPS and Dividend in Recent 5 Years

Unit: NT in dollar



Overview of rebuild plants, facilities and equipments

- Plant D has passed the TFDA GMP/GDP inspection in March 2023, and OXZ and LTG have resumed production and sales.
- Plant C and S have passed the TFDA GMP/GDP inspection in August 2023, and CTT, SSF and DFP have resumed production and sales.
- Plant T has passed the inspection by the Animal and Plant Health Inspection Agency, Ministry of Agriculture in March 2023, and has passed EU R1-CEP registration and USFDA DMF registration, and V-XZH has resumed production and sales.
- The synthetic office building, heating-medium boiler room, and stability laboratory have all been completed.

The background features a warm, reddish-orange color palette. In the lower half, there is a blurred image of laboratory glassware, including several Erlenmeyer flasks and a beaker, some containing a light-colored liquid. The upper half is dominated by large, dark maroon and white geometric shapes that create a dynamic, angular pattern. The text is centered in the middle of the image, overlaid on the dark maroon background.

Strategy in the Future Development & forward-looking

Strategy in the Future Development & forward-looking I

- To develop new products and expand the market share, and develop IMH and AMH commissioned by Japanese pharmaceutical companies.
- Optimize the product manufacturing process, automate key steps to provide high-quality and affordable products :
 - Research and develop to improve the manufacturing process, plan the automation of key steps, and further optimize the quality of main products to make the products more competitive.
 - Plant C, D and S have all completed reconstruction and passed the TFDA inspection. Plant E and F are expected to pass the inspection before the end of the second quarter.
 - The market is changing rapidly, and a second supply chain needs to be established. We have planned to audit at foreign raw material production plants in the second and third quarters. In addition, the main raw materials are developed and produced independently, and the production of NBOZ has been completed to maintain sustainable production of important items.

Strategy in the Future Development & forward-looking II

- Carefully select and evaluate suitable new niche APIs for the future development:
 - In accordance with national needs, products are selected to be manufactured to avoid major international changes. In such a case of COVID-19, India has controlled the export of important drugs, this may cause domestic shortage of drugs. APB and SBS listed in the list of essential drugs in Article 27-2 of the Pharmaceutical Affairs Act have been selected for research and development.

- Expanding New Business Area:
 - APIs' key intermediates, NBOZ.
 - Develop our business in China market, CTT and AMH.
 - Small quantities of specialty APIs, PRX.
 - Develop new drugs with other enterprises, GFH.



Thanks for your attention.

 生泰合成工業公司
SYN-TECH CHEM & PHARM CO., LTD

Stock Code : 1777